

### Features

- Single-function Rain showerhead
- MasterClean™ spray nozzles prohibit mineral buildup for easy cleaning
- Katalyst™ Spray Technology with air induction ball joint (patent pending)
- Optimized sprayface for maximum performance
- Solid brass construction
- 2.5 gallon (9.5 L) per minute flow rate
- 1/2" - 14 NPT connection



### Codes/Standards








ASME A112.18.1/CSA B125.1  
DOE - Energy Policy Act 1992

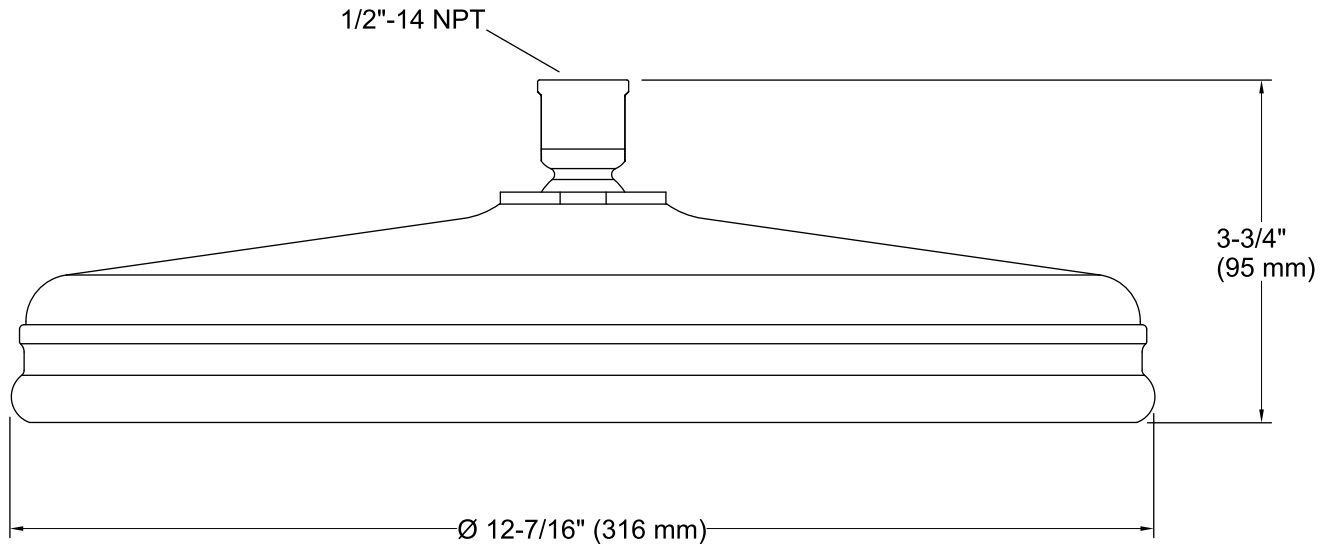
### KOHLER® Faucet Lifetime Limited Warranty

See website for detailed warranty information.

### Available Colors/Finishes

*Color tiles intended for reference only.*

Color	Code	Description
	CP	Polished Chrome
	SN	Vibrant® Polished Nickel
	AF	Vibrant® French Gold
	BN	Vibrant® Brushed Nickel
	BV	Vibrant® Brushed Bronze
	2BZ	Oil-Rubbed Bronze
	VNT	Vintage Nickel



**Technical Information**

All product dimensions are nominal.

**Notes**

Install this product according to the installation instructions.