

### Features

- Natural honed marble or limestone etched with Japanese kimono-inspired textural patterns.
- Etched surface is highlighted with a subtle champagne-gold metallic finish.
- Asymmetrical oval basin.
- No faucet holes; requires wall- or counter-mount faucet.
- Coordinates with optional K-95069 Kensho drain cover (sold separately).

### Material

- Available in Biancone marble from Italy or Grey Foussana limestone from Tunisia.
- Carved from natural stone, each sink is unique and shows distinctive variations in stone characteristics such as color, veining, and markings.

### Installation

- Vessel

### Recommended Products/Accessories

K-95069 Drain Cover



### Codes/Standards



None Applicable

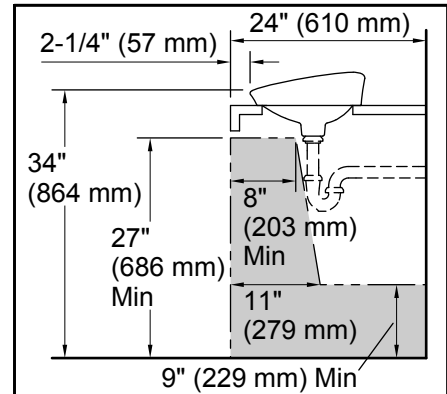
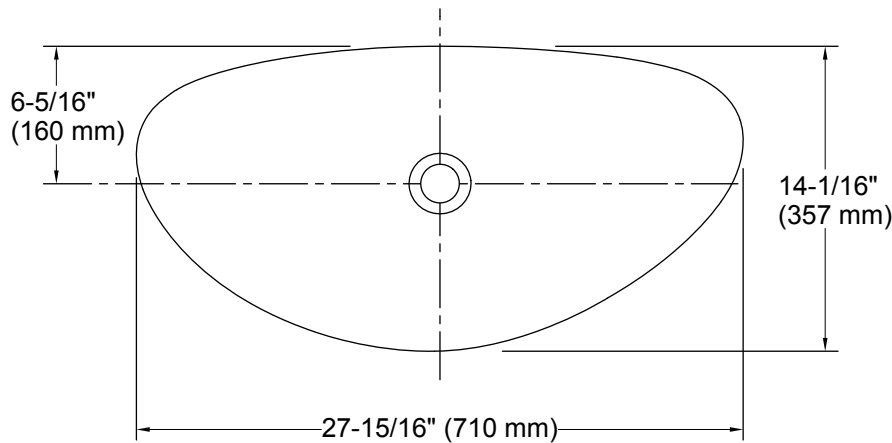
### KOHLER® One-Year Limited Warranty

See website for detailed warranty information.

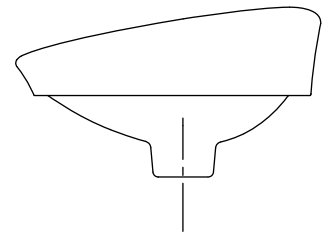
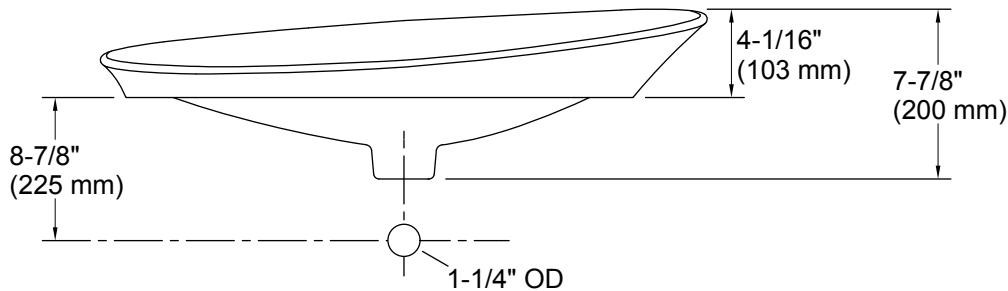
### Available Colors/Finishes

*Color tiles intended for reference only.*

| Color  | Code | Description   |
|--|------|---------------|
|  | CS6  | Biancone      |
|  | CS7  | Grey Foussana |



**Recommended ADA Installation**



### Technical Information

All product dimensions are nominal.

|               |   |
|---------------|---|
| Installation: | Vessel  |
| Bowl area:    | Length: 27-3/16" (690 mm)<br>Width: 13-1/4" (337 mm)<br>Bowl depth: 3-3/16" (81 mm)<br>Water depth: 3-3/16" (81 mm) |
| Template:     | Above-counter, 1329684-7, required, included  |

### Notes

Install this product according to the installation instructions.

**NOTICE:** Countertop manufacturer or cutter must use the cut-out template provided with the product, or a current one provided by Kohler Co. (call 1-800-4-KOHLER). Kohler Co. is not responsible for cutout errors when the incorrect cut-out template is used.

Both the product and the drain to be installed using clear, 100% Silicone sealant.

The faucet should be installed such that the water stream does not directly impact the decorated surface.

If the faucet is deck-mounted on the center-line of the product we recommend a minimum of a 5" faucet reach to extend past the decorated portion of the surface.