



# Iron Works® Historic™

Freestanding Bath  
K-710-P5

## Features

- Traditional design brings classic, eye-catching style to the bathroom.
- Oval shape creates a graceful and spacious bathing experience.
- Molded lumbar support offers extra comfort while bathing.
- Safeguard® slip-resistant surface on bath floor.
- Reversible drain.
- Available in a range of exterior and interior colors.
- Requires K-1103 ball-and-claw feet (sold separately).

## Material

- KOHLER® enameled cast iron.
- Painted exterior in Iron Black.

## Installation

- Freestanding

## Required Products/Accessories

K-1103 ball-and-claw feet

## Recommended Products/Accessories

K-1491 Bath/Whirlpool Pillow  
K-1601 Bath/Whirlpool Footstop  
K-7104 1-1/2" Exposed Bath Drain  
K-7178 Decorative Bath Drain



## Codes/Standards

ASME A112.19.1/CSA B45.2  
ASTM F462






## KOHLER® Enameled Cast Iron Bath and Shower Base Lifetime Limited Warranty

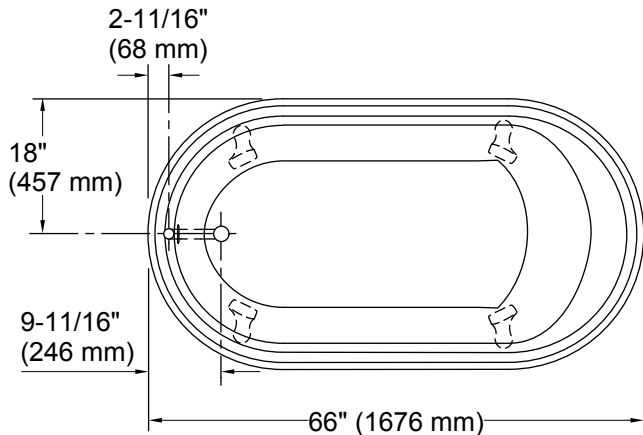
See website for detailed warranty information.

## Available Colors/Finishes

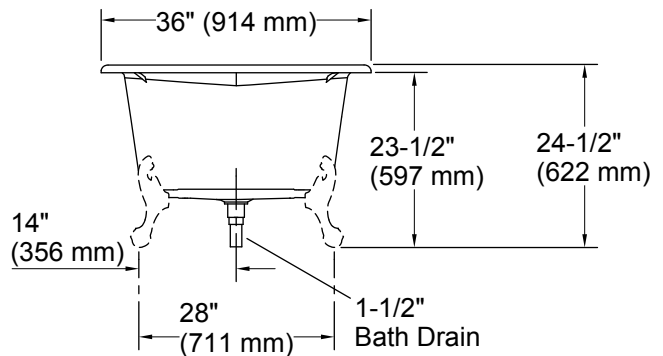
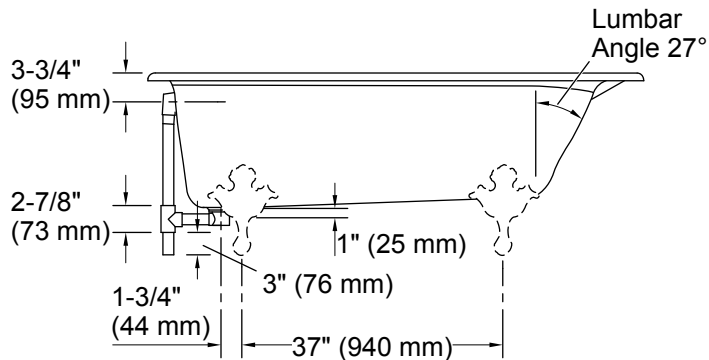
*Color tiles intended for reference only.*

Color	Code	Description
-------	------	-------------

	0	White
	96	Biscuit
	47	Almond
	NY	Dune
	G9	Sandbar



No change in measurements if connected with drain illustrated. (K-7178)



### Technical Information

All product dimensions are nominal.

Installation:	Freestanding
Drain location:	End
Basin area, bottom:	47-1/2" x 25" (1207 mm x 635 mm)
Basin area, top:	55" x 29" (1397 mm x 737 mm)
Weight:	350 lbs (158.8 kg)
Minimum floor load:	57 lbs/ft <sup>2</sup> (278.3 kg/m <sup>2</sup> )
Water depth:	12-5/8" (321 mm)
Water capacity:	64 gal (242.3 L)

### Notes

Measure your actual product for rough-in details. Install this product according to the installation instructions.

The hot water supply should be 70% of the capacity of the bath or greater. Installations will vary.