

Features

- Large asymmetrical oval basin.
- Trough-style basin allows for two-faucet application or striking large vanity installation.
- No faucet holes; requires wall- or counter-mount faucet.
- Overflow drain.
- Innovative Supramic technology provides superior strength and ultra-thin edge profiles.
- Includes color-matched overflow cap and color-matched brass drain cover.
- Coordinates with other products in the Veil collection.

Material

- Fireclay with Supramic technology.

Installation

- Vessel

Required Products/Accessories

For above-counter installation

K-7114-A Pop-Up Drain

K-7124-A Pop-Up Clicker Drain

K-7126 Standard pop-up drain, non-exposed, with lift rod

Included Components

Additional Components:

1311408-* Overflow Cover

1331521-* Drain Cover Kit



ADA CSA B651 OBC

Codes/Standards

ASME A112.19.2/CSA B45.1

ADA

ICC/ANSI A117.1

CSA B651





OBC

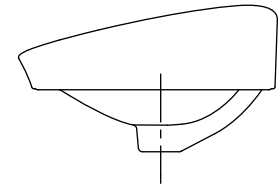
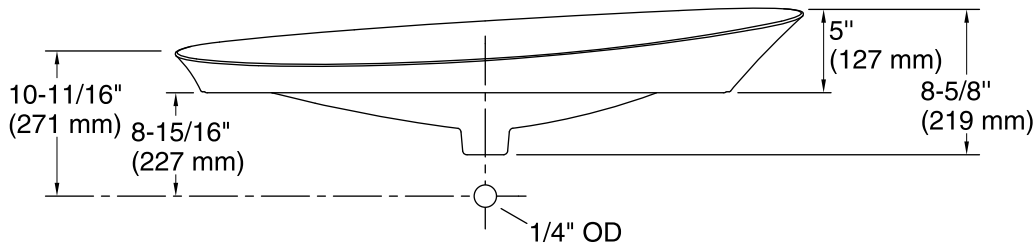
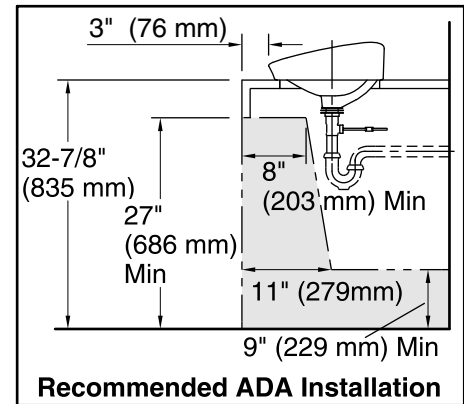
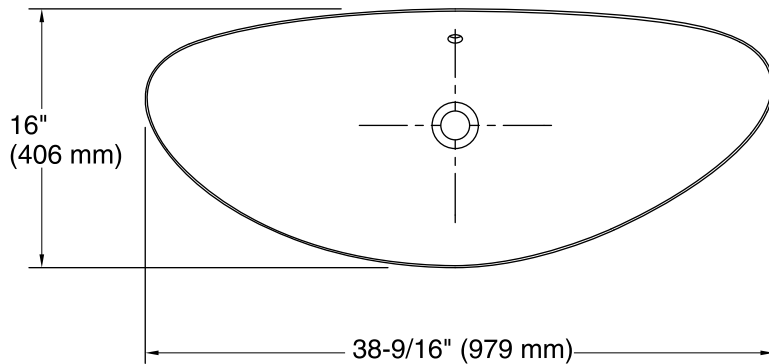
KOHLER® One-Year Limited Warranty

See website for detailed warranty information.

Available Colors/Finishes

Color tiles intended for reference only.

Color	Code	Description
	0	White
	96	Biscuit
	NY	Dune
	7	Black Black™



Technical Information

All product dimensions are nominal.

Installation:	Vessel
Bowl area:	Bowl depth: 3-1/2" (89 mm) Water depth: 2-13/16" (71 mm)
Drain hole:	1-3/4" (44 mm)
Template:	1317552-7, not required, included

Notes

Install this product according to the installation instructions.

NOTICE: Countertop manufacturer or cutter must use the cut-out template provided with the product, or a current one provided by Kohler Co. (call 1-800-4-KOHLER). Kohler Co. is not responsible for cutout errors when the incorrect cut-out template is used.

ADA, OBC, CSA B651 compliant when installed to the specific requirements of these regulations.